

PAIN MANAGEMENT



Medicine
without limits



LVI

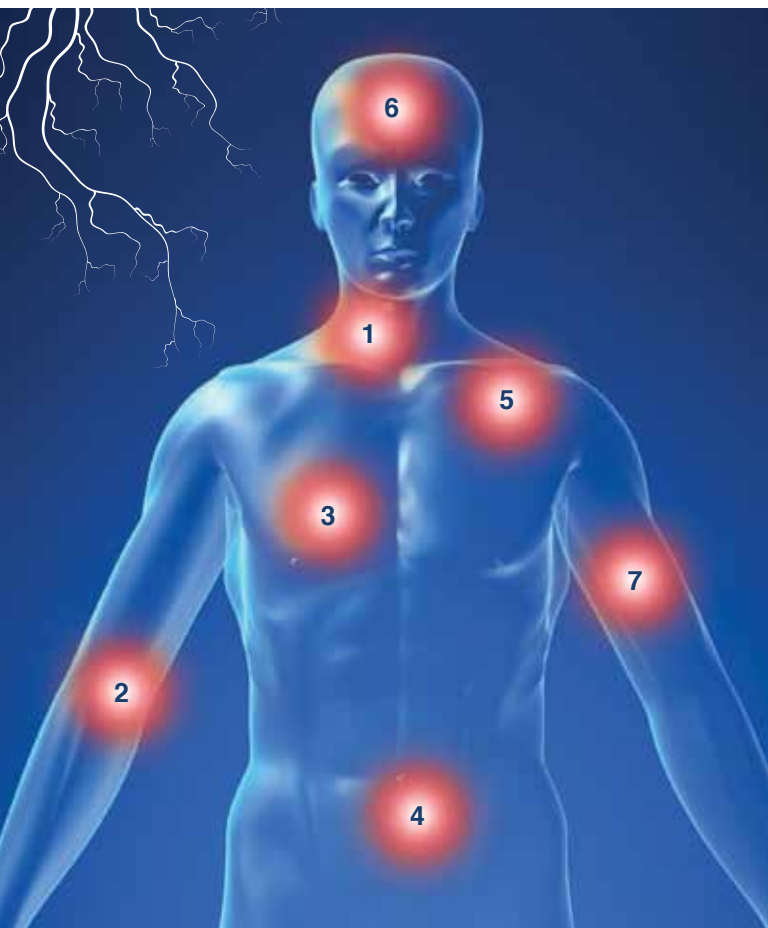
LAKELAND VASCULAR

INSTITUTE

MINIMALLY INVASIVE THERAPIES for chronic pain relief

Thanks to advances in medicine, you don't have to live with the debilitating effects of chronic pain. The physicians at Lakeland Vascular Institute offer a full complement of safe, fast and FDA-approved outpatient procedures for the treatment of painful conditions throughout the body—procedures that in many cases offer an alternative to ongoing medication regimens or invasive surgery.

Interventional pain management radiology is a new and exciting field. Our specially trained doctors provide treatment options that directly deliver therapy to the source of your pain with pinpoint accuracy. Using image guidance, these therapies precisely target inflammation within the body's joints, soft tissues and bone structures for more effective, lasting relief.



1 BACK PAIN

Conditions within the spine—such as a herniated disc—can cause inflammation that puts pressure on the nerves, resulting in numbness, tingling or pain. We offer a series of epidural and facet injections that treat the inflammation with lasting effects. Lower back and leg pain caused by swelling around the sympathetic plexus can also be treated.

2 JOINT PAIN

Pain within the hips, knees, ankles, heels, elbows and shoulders are treated with a number of techniques, including steroid injections, facet injections or viscosupplementation, which reduce inflammation and relieve pain within the tendons and soft tissues within joints. We also treat sacroiliac (SI) joint pain caused by pregnancy, weight gain, arthritis and other conditions, as well as pain within the temporomandibular joint (TMJ).

3 CHEST PAIN CAUSED BY COSTOCHONDRITIS OR TIETZE SYNDROME

An inflammation of the costochondral junctions of the ribs or the chest wall is a common condition that often results in chest pain and tenderness. Tietze syndrome is a less common condition that involves the swelling of cartilage around the rib cage. Both are treated with injections of anti-inflammatory medication.

4 ABDOMINAL PAIN CAUSED BY CANCER OR PANCREATITIS

These conditions can cause pain in the celiac plexus, a bundle of nerves that surrounds the abdominal aorta. A celiac plexus block is an injection of pain medication that relieves abdominal pain that may result from cancer or pancreatitis.

5 MUSCLE SPASMS AND KNOTS

A piriformis injection of BOTOX® can help to relax the muscle and reduce pain within the buttocks and posterior legs caused by piriformis syndrome. Trigger point injection is another technique we use for treating muscles that do not relax, and may form “knots” beneath the skin in different areas of the body, including the neck, shoulders, back and pelvis.

6 MIGRAINE HEADACHES

In addition to preventing wrinkles, BOTOX® is now a popular treatment for chronic migraine headaches. For adults with 15 or more days of migraines per month that last 4 or more hours, an injection of BOTOX® at 7 key areas of the head and neck can alleviate and prevent headaches. These injections are typically administered at 12 week intervals.

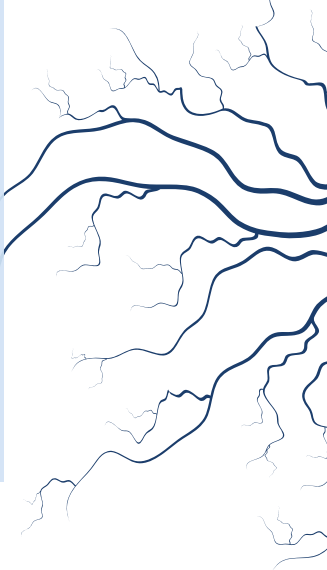
7 OTHER CONDITIONS

Nerve pain, pain caused by tarsal tunnel syndrome, fibromyalgia and other conditions may be treated with interventional pain management radiology techniques such as trigger point injections and nerve blocks.

Procedures Offered



- EPIDURAL (Cervical)
- EPIDURAL (Thoracic)
- EPIDURAL (Lumbar Interlaminar)
- EPIDURAL (Lumbar Transforaminal)
- EPIDURAL (Caudal)
- FACET INJECTION (Cervical)
- FACET INJECTION (Thoracic)
- FACET INJECTION (Lumbar)
- BOTOX® INJECTION FOR MIGRAINE
- SMALL/MEDIUM/LARGE BURSA INJECTION
- CALCANEAL SPUR INJECTION
- COSTOCHONDRAL JUNCTION INJECTION
- ANKLE, KNEE, HIP, SHOULDER, WRIST, HAND, FOOT, ELBOW INJECTIONS
- SI JOINT INJECTION
- VISCOSUPPLEMENTATION KNEE INJECTION
- TMJ INJECTION
- PLANTAR FASCIA INJECTION
- TARSAL TUNNEL INJECTION
- TENDON INJECTION
- TRIGGER POINT INJECTION
- NERVE BLOCKS
- CELIAC PLEXUS BLOCK
- SYMPATHETIC PLEXUS BLOCK
- PIRIFORMIS INJECTION



Dr. Satish Venkataperumal M.D., MMM

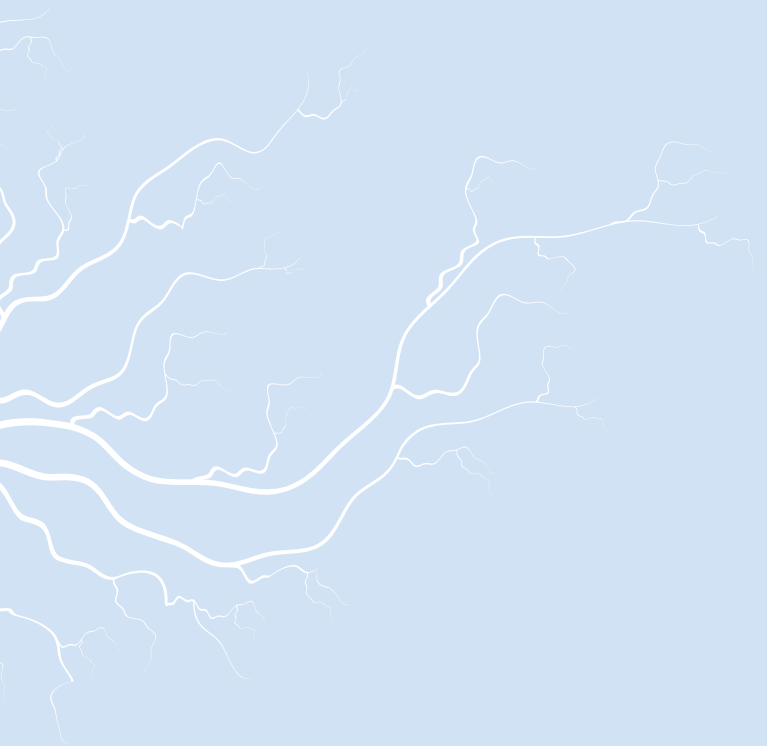
Interventional radiology (IR) represents an exciting new frontier in disease and pain treatment. Today's IR therapies are more precise, less invasive and more effective than ever...giving you and your doctor additional options to treat disease and restore you to optimal health.

The premise of IR is simple: treat disease from the inside out, thereby minimizing physical trauma to the patient. IR procedures are now available for all of the body's organ systems and present a viable alternative to the more invasive nature and greater risks of open surgery.

At the Lakeland Vascular Institute, we do so much more than treat vascular disease and provide vascular access. We use the body's vascular system—along with state-of-the-art imaging guidance—to reach the source of the problem and deliver precisely targeted therapy. Cancerous tumors. Spine fractures. Abdominal aortic aneurysms. Uterine fibroids. Obesity. Migraine headaches. And of course, vascular disease and access. These and many other health conditions can be treated faster, less expensively and with greater safety and accuracy than ever before.

**For questions, consultations and scheduling,
please call 863-577-0316**

PAIN MANAGEMENT



1305 Lakeland Hills Blvd.
Lakeland, FL 33805

lakelandvascular.com
P: 863.577.0316
F: 1.888.668.7528

LVI

LAKELAND VASCULAR

INSTITUTE